



Purposit™




Christmas Check List



Make a list of the friends and family you want to buy gifts for.



Decide with your partner, siblings or parents where the Christmas celebrations will take place this year.



Take nice family photos for Christmas cards (no selfies please!).



DIY or just buy a chocolate Advent Calendar. Do not wait as the nice ones sell out fast!





Check for early Christmas sales and start your shopping if you know already what to get for your loved ones.




Make your Christmas cards or buy them. If friends and family are overseas, send them well in advance to avoid the regular post office holiday delays.



Put up your Christmas decorations and try to outdo your neighbours... just for fun!



If you don't have a tree, time to check with your local schools or go to Bunnings. Boy and girl Scouts tend to sell fresh ones around this time.




Time to put the Christmas tree up (and do not worry, it does not bring bad luck!).





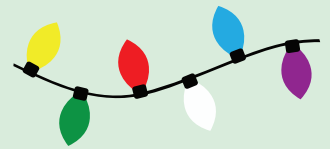
Purchase wrapping supplies if needed.



Restock bar for Christmas and New Years. Buy sparkling wine before the holiday mark up.



Time to flip the lights switch for that Christmassy night feeling.



Decide the menu and make a list of what everyone has to bring. Spread the food responsibilities among those coming so you can just focus on your signature Xmas dish!



Feel like it's all under control? Nice, then go craft Christmas stockings and ornaments for the big day.





Make and freeze cookie dough



Do another round of shopping if you still have pending gifts. Get your kids to help you wrap them.



Order your roast or glazed ham in advance from your friendly butcher. They tend to sold out quickly!



Make a gingerbread house to test your baking and engineering skills.



Have a glass of wine, you are doing really well!






Bake cookies with your kids or a friend.



Make sure the barbecue is working and check if you need extra crockery or a larger esky. If so, ask a friend to bring some.



Do all the grocery and fresh food shopping for the next 3 days.



Do the early morning visit to the local Fish market for some prawns and oysters. And don't forget to pick up that roast of yours. Leave cookies and a glass of milk (or beer) for Santa, and carrots for the reindeers.






Just enjoy it, everything has been planned in advance!



Freeze food left overs or donate it to homeless services.



Choose a gift that you or child received and donate that to a charity.



Time for the Christmas tree to come down so you can regain control of your living room. Carefully place the decorations back in the cabinet for next year.

